



Yamada SOLID PRO®

Designed to Pump Fluids Containing Solids

The Yamada® SolidPRO® Pump is designed to pump fluids containing solids up to 2 inches (50mm) in diameter. Built on the foundation of the NDP-Series line of pumps, the SolidPRO® features Yamada's patented Stall-free/Lube-free Air Valve and rugged, easy-to-service bolted construction.

Designed for durability in the field, the SolidPRO® pump's innovative flap-type check valve technology provides streaming passage of solids while minimizing clogging and downtime. Four external bolts release valve covers on either side permitting service and maintenance without removing the pump from installation.



Plus.... All the benefits of every Yamada Pump

- Non-lubricated Air-Valve
- Bolted Construction
- Short Stroke Technology – allowing for longer diaphragm life
- Outside-Accessible Air Valve
- Modular Pilot-Valve Design – no dynamic O-Rings to replace or repair

PSI Prolew Inc.

975 Selkirk, Pointe-Claire
Québec, Canada H9R 4S4
Tél: (514) 697-7867
Fax: (514) 697-0057
www.psiprolew.com



PSI Prolew Inc.

3770A Laird Road, Unit 1,
Mississauga, ON L5L 0A7
Tel: (905) 820-6330
Fax: (905) 820-6338
www.psiprolew.com




Flapper Pump


Design Features

- Heavy-duty flap check valve permits passage of up to 2 inch solids
- Easy access to valve chambers for ease of maintenance
- In-line maintenance facilitates servicing pump without removal from installation
- Top suction / bottom-discharge design keeps solids from settling in pump
- Vented diaphragm chambers alleviate problems associated with trapped air/gas
- Non-lubricated air valve
- Outside-accessible air valve
- Bolted construction
- Short-stroke technology improves diaphragm life
- Modular pilot valve design requires no dynamic O-rings to replace or repair


Call (888) 450-3978



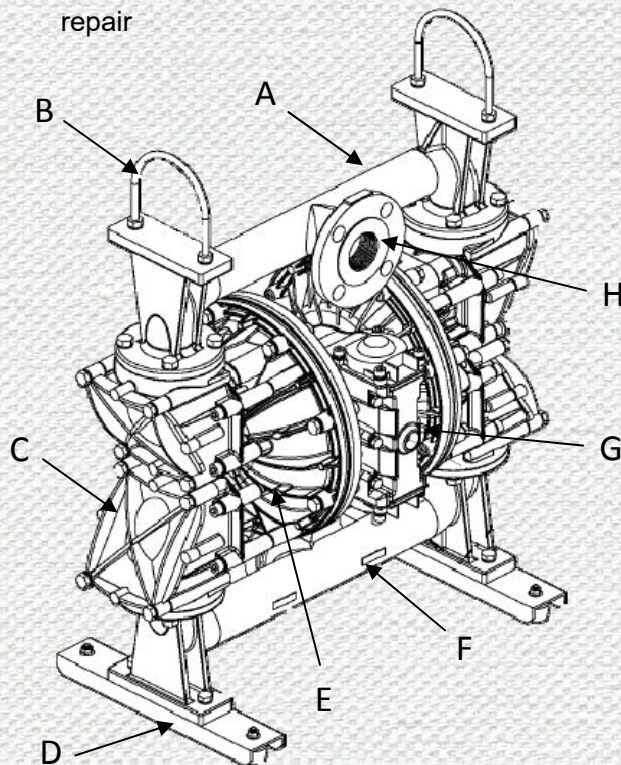
Heavy Duty Flap Check Valve



Just 4 bolts
remove the
side plate



Vent ports alleviate buildup of
air/gas in liquid chambers



- A. Suction Manifold
- B. U-Bolts
- C. Check Valve Chambers w/access ports
- D. Removable/Replaceable Legs
- E. Liquid Chamber
- F. Discharge Manifold
- G. Non-Lube Air Motor
- H. 2" Multi-port (ANSI Flange & NPT)



Flapper Pump

	Yamada NDP-50FA_	Leading Competitor
Weight	110 lbs	95 lbs
Dimensions	H 31" x W 25-1/2" x D 14-1/8"	H 20-5/6" x W 21-3/4" x D 13-5/8"
Intake & Discharge Ports	2" Multi-port 150 # RF Flange & NPT	Only NPT offered
Flow	150 gpm max	140 gpm max
Solids Size	Up to 2" (50 mm)	Up to 2" (50 mm)
Lift	24 feet dry max	20 feet dry max
Air Valve		
Lubrication	No Lubrication Required	Lubrication Required
Manual Override	Yes	None
Liquid Side		
In Place Clean Out Ports	Yes - can do flapper/seal assembly maintenance without pump removal	None - must be removed from service
Flapper Mating Surfaces	Rubber / Rubber (no gaskets / o'rings)	Rubber / Metal (with gaskets)
Flapper Seal	Raised angled seat compensates for normal wear and faster seating of flap valve	Once worn, will not seal
Flow Through Ports	Angled for maximum flow through	90 degree turns lead to clogging
Diaphragms	Short stroke technology for longer diaphragm life	Over stressed diaphragms lead to accelerated failure

Applications

Mine Dewatering
Sumps
Drillers Mud
Powder
Food Process Waste
DAF Sludge
Deactivated Sludge

Industries Served

Mining
General Industrial
Construction
Refineries
Oil & Gas
Municipalities
Food Processing



PSI Prolew Inc.

975 Selkirk, Pointe-Claire
Québec, Canada H9R 4S4
Tél: (514) 697-7867
Fax: (514) 697-0057
www.psiprolew.com



PSI Prolew Inc.

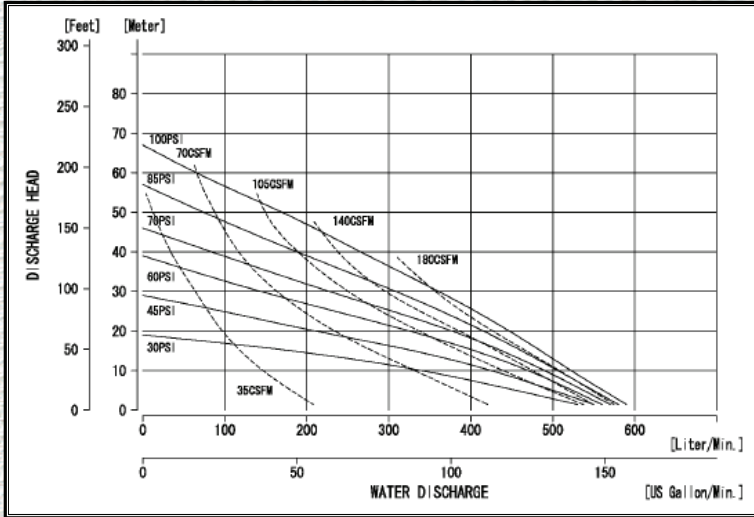
3770A Laird Road, Unit 1,
Mississauga, ON L5L 0A7
Tel: (905) 820-6330
Fax: (905) 820-6338
www.psiprolew.com






Form: SP0912

Flapper Pump

Experience the Flap-Performance!



Clean in place design



Call (888) 450-3978

The Proof's
in the Pump™

Toll Free: 800-990-7867
www.yamadapump.com

PSI Prolew Inc.
975 Selkirk, Pointe-Claire
Québec, Canada H9R 4S4
Tél: (514) 697-7867
Fax: (514) 697-0057
www.psiprolew.com



PSI Prolew Inc.
3770A Laird Road, Unit 1,
Mississauga, ON L5L 0A7
Tel: (905) 820-6330
Fax: (905) 820-6338
www.psiprolew.com



Form: SP0912